

Name: _____

Date: _____



Count in twos to thirty to help me reach the treasure.
Start at zero.

0	2	5	6	12	9
8	4	6	10	20	15
20	10	8	15	16	18
6	12	9	24	26	28
8	14	15	22	23	30
15	16	18	20	26	



Count in tens to one hundred to help me reach the treasure!
Start at ten.

10	11	12	60	12	9
20	30	35	10	20	15
21	40	50	55	60	17
26	80	60	70	80	85
80	40	80	18	90	10
50	60	18	20	100	



Count in twos to thirty-one to help me reach the treasure!
Start at one.

1	3	5	7	12	9
8	4	6	9	20	15
20	10	13	11	16	18
6	12	15	8	27	29
8	14	17	18	25	31
15	16	19	21	23	



Count in tens to ninety-five to help me reach the treasure!
Start at five.

5	15	20	25	30	35
10	25	5	10	20	65
20	35	45	55	90	80
50	12	40	65	75	85
80	60	90	22	35	95
15	65	76	20	25	



Name: _____

Date: _____



Count in twos to forty-two to help me reach the treasure.
Start at zero.

0	2	5	6	12	9
8	4	6	10	34	36
12	10	8	15	32	38
14	19	9	28	30	40
16	18	17	26	23	42
15	20	22	24	25	



Count in tens to one hundred to help me reach the treasure!
Start at ten.

10	11	12	60	12	9
20	30	35	10	20	15
21	40	50	55	60	17
26	80	60	70	80	85
80	40	80	18	90	10
50	60	18	20	100	



Count in fives to fifty-five to help me reach the treasure!
Start at zero.

0	5	10	7	12	55
8	4	15	20	30	15
20	10	13	25	16	18
6	12	35	30	27	29
85	14	40	31	25	35
15	30	45	50	55	



Count in twos to thirty-nine to help me reach the treasure!
Start at one.

1	3	20	11	13	15
10	5	7	9	20	17
20	35	45	55	90	19
50	29	27	25	23	21
80	31	90	22	35	95
15	33	35	37	39	



Name: _____

Date: _____



Count in twos to fifty to help me reach the treasure.
Start at zero.

0	2	5	6	12	9	30
8	4	6	10	34	40	42
12	20	8	15	36	38	44
14	12	10	40	34	30	46
16	26	17	30	32	42	48
18	20	38	28	25	10	50
10	22	24	26	32	46	



Count in tens to one hundred and fifty to help me reach the treasure! Start at zero.

0	11	12	60	12	73	50
10	20	35	10	20	15	70
21	30	40	55	60	17	20
26	80	50	60	70	85	50
80	40	80	18	80	10	35
50	60	18	100	90	140	150
25	90	30	110	120	130	



Count in fives to ninety-five to help me reach the treasure!
Start at zero.

0	2	5	6	25	90	65
5	10	15	20	34	36	80
12	20	8	25	32	38	75
14	19	35	30	65	40	20
16	45	40	26	80	85	90
15	50	22	70	75	25	95
85	55	60	65	55	42	



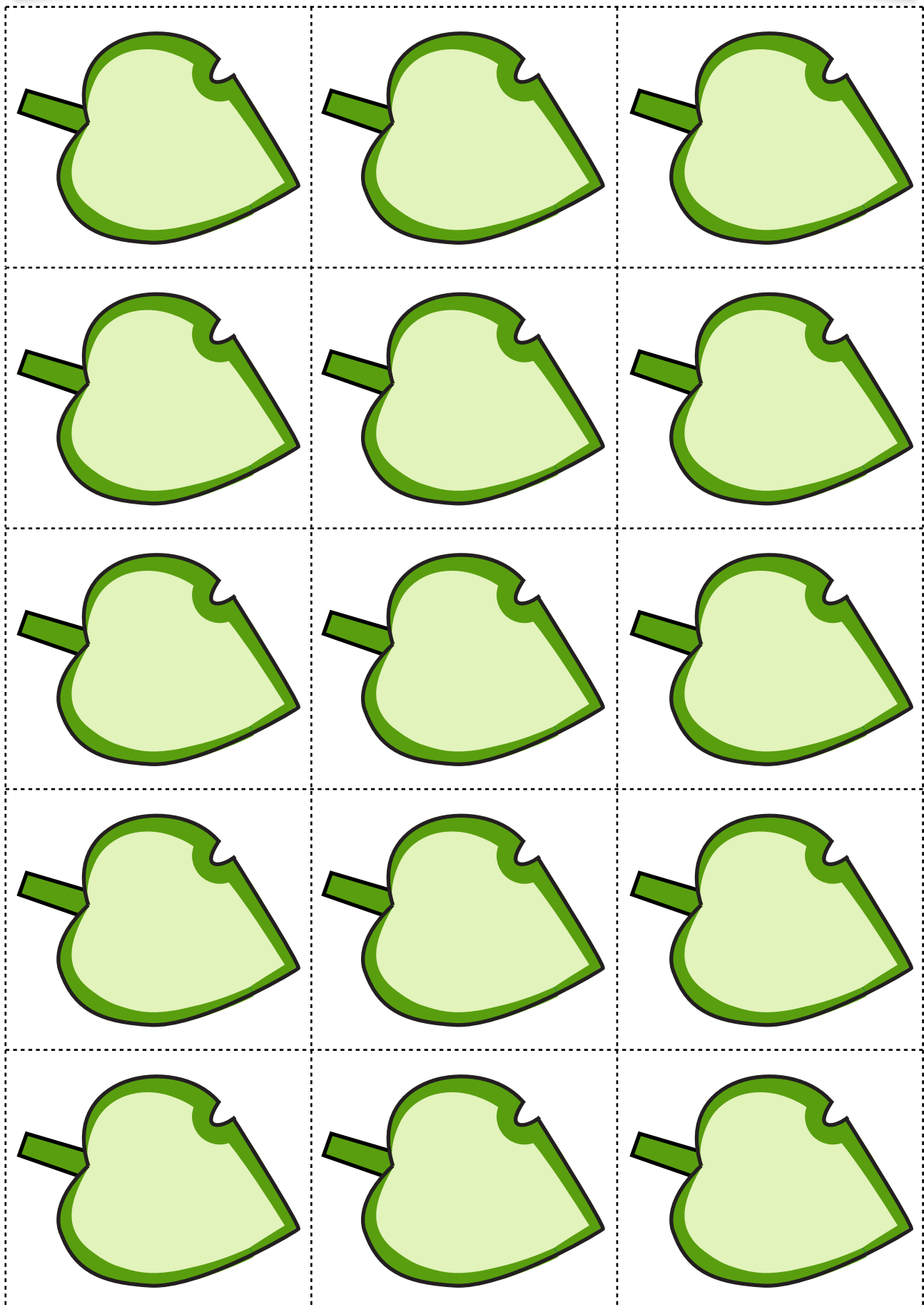
Count in tens to one hundred and seventy-three to help me reach the treasure! Start at three.

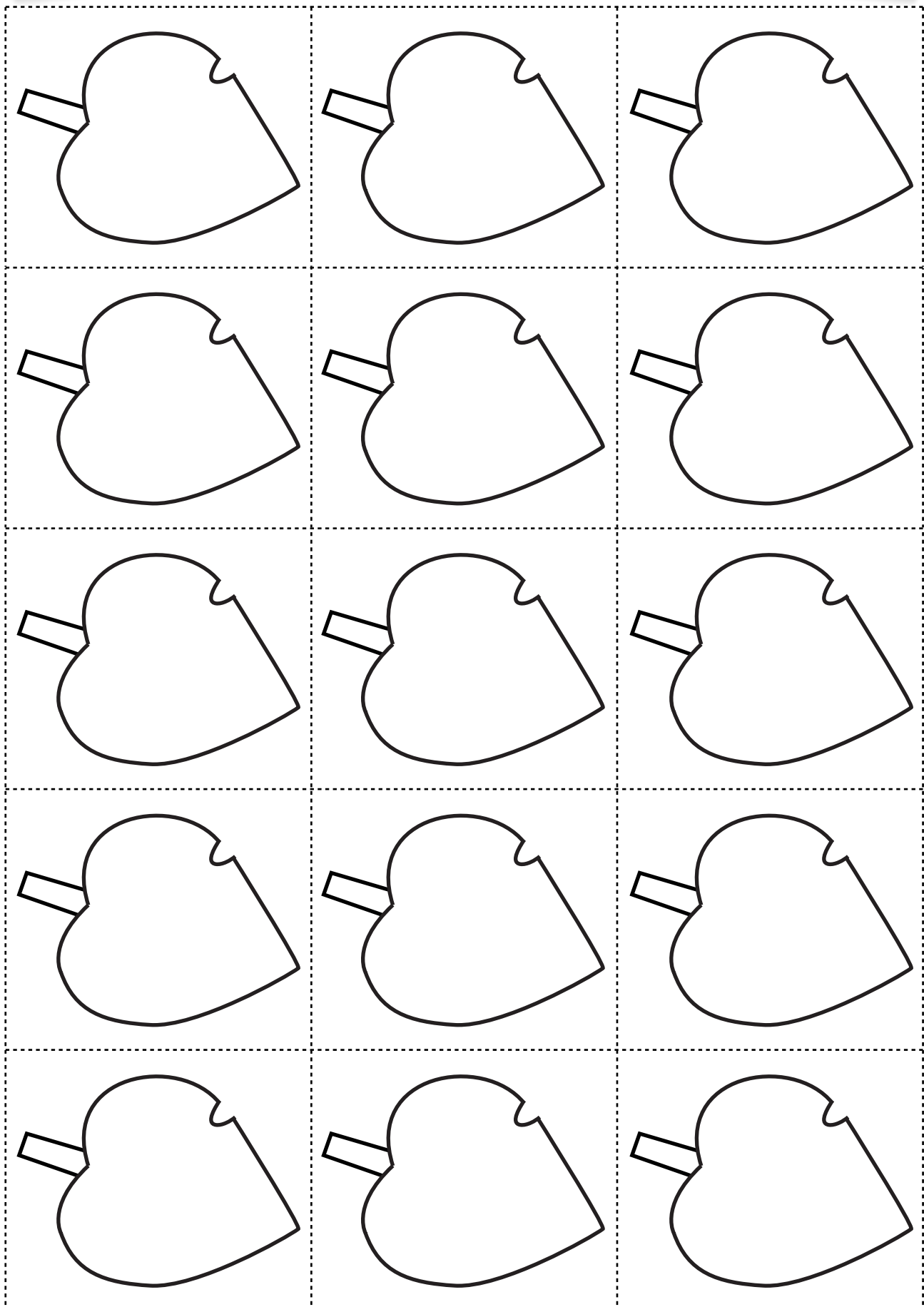
3	13	12	60	12	9	43
20	23	35	10	73	83	93
21	33	43	53	63	17	103
26	80	60	70	80	123	113
80	40	83	18	143	133	193
50	60	13	20	153	20	20
43	73	53	183	163	173	



Let's get confident with numbers!

Leaf Template Sheet





Make a Multiples Branch!

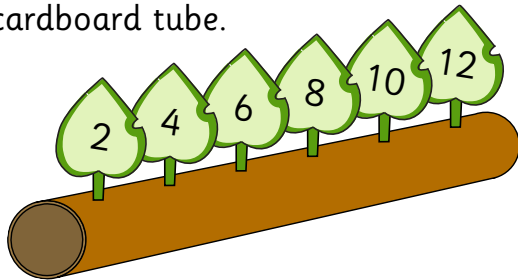
You will need:

Leaf Template

Scissors

Sticky tape or glue

- Decide if your number line will be counting in twos, fives or tens.
- Write a number on each leaf.
- Cut out the leaves.
- Stick the leaves in order on your cardboard tube.



Make a Multiples Branch!

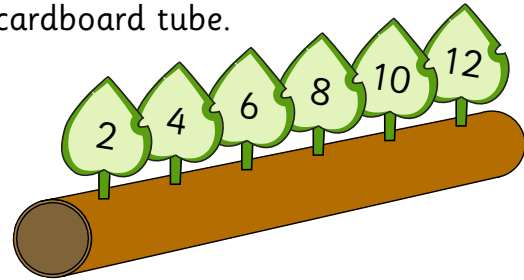
You will need:

Leaf Template

Scissors

Sticky tape or glue

- Decide if your number line will be counting in twos, fives or tens.
- Write a number on each leaf.
- Cut out the leaves.
- Stick the leaves in order on your cardboard tube.



Make a Multiples Branch!

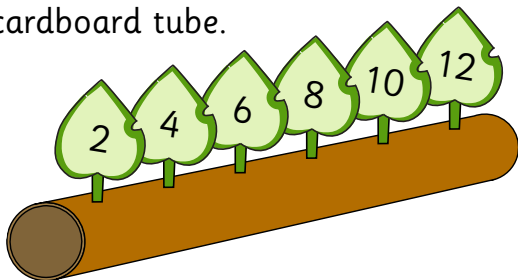
You will need:

Leaf Template

Scissors

Sticky tape or glue

- Decide if your number line will be counting in twos, fives or tens.
- Write a number on each leaf.
- Cut out the leaves.
- Stick the leaves in order on your cardboard tube.



Make a Multiples Branch!

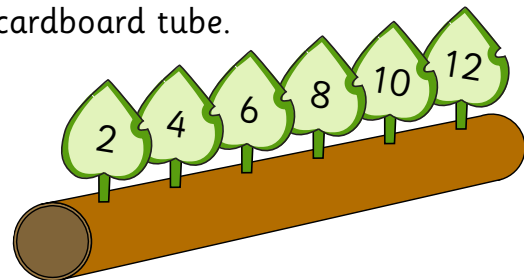
You will need:

Leaf Template

Scissors

Sticky tape or glue

- Decide if your number line will be counting in twos, fives or tens.
- Write a number on each leaf.
- Cut out the leaves.
- Stick the leaves in order on your cardboard tube.



Make a Multiples Branch!

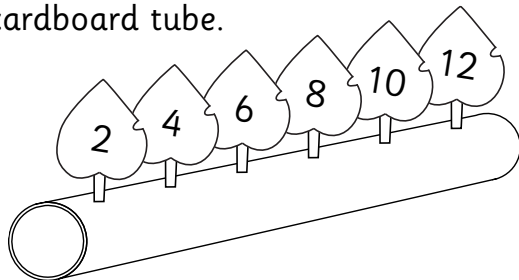
You will need:

Leaf Template

Scissors

Sticky tape or glue

- Decide if your number line will be counting in twos, fives or tens.
- Write a number on each leaf.
- Cut out the leaves.
- Stick the leaves in order on your cardboard tube.



Make a Multiples Branch!

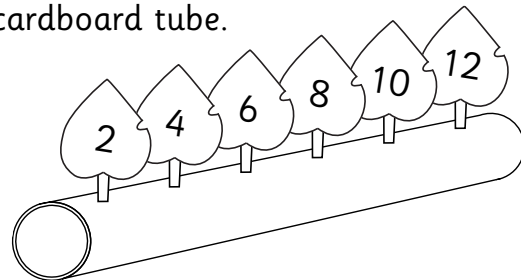
You will need:

Leaf Template

Scissors

Sticky tape or glue

- Decide if your number line will be counting in twos, fives or tens.
- Write a number on each leaf.
- Cut out the leaves.
- Stick the leaves in order on your cardboard tube.



Make a Multiples Branch!

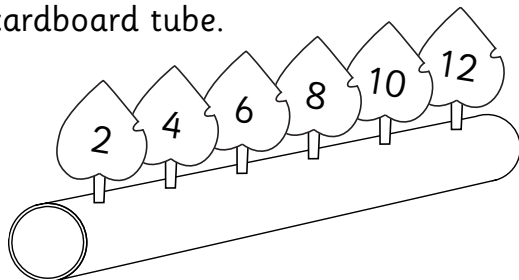
You will need:

Leaf Template

Scissors

Sticky tape or glue

- Decide if your number line will be counting in twos, fives or tens.
- Write a number on each leaf.
- Cut out the leaves.
- Stick the leaves in order on your cardboard tube.



Make a Multiples Branch!

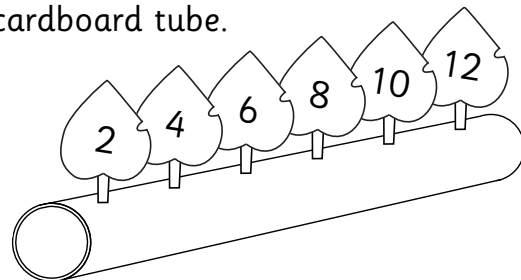
You will need:

Leaf Template

Scissors

Sticky tape or glue

- Decide if your number line will be counting in twos, fives or tens.
- Write a number on each leaf.
- Cut out the leaves.
- Stick the leaves in order on your cardboard tube.



Name: _____

Date: _____



Today I have been ordering numbers and counting in multiples.



Stick your photo here

Which resources did you use?

Blank space for writing resources used.

Draw the face on the bee to self-assess your work.

