

Name: _____

Date: _____

Travel through the maze by following the instructions.

Go forwards.

Turn a quarter turn clockwise.
Go forwards three times.


Turn a quarter turn clockwise.
Go forwards once.

Turn a quarter turn clockwise.
Go forwards once.

Turn a quarter turn anticlockwise.
Go forwards once.

Turn a quarter turn anticlockwise.
Go forwards once.

Turn a quarter turn anticlockwise.
Go forwards until you reach the house.



Which object did you pass?



Guide a friend through the maze. Can you get them to collect all the objects?

Name: _____

Date: _____

Travel through the maze by following the instructions.

Go forwards once.

Turn a quarter turn anticlockwise.
Go forwards once.

Turn a quarter turn anticlockwise.
Go forwards once.

Turn a quarter turn clockwise.
Go forwards once.

Turn a quarter turn anticlockwise.
Go forwards three times.


Turn a quarter turn clockwise.
Go forwards once.

Turn a quarter turn anticlockwise.
Go forwards once.

Turn a quarter turn clockwise.
Go forwards once.

Turn a quarter turn clockwise.
Go forwards once.

Turn a quarter turn clockwise. Go forwards until you reach the spaceship.



Which two objects did you pass?



Guide a friend through the maze. Can you get them to collect all the objects?

Name: _____

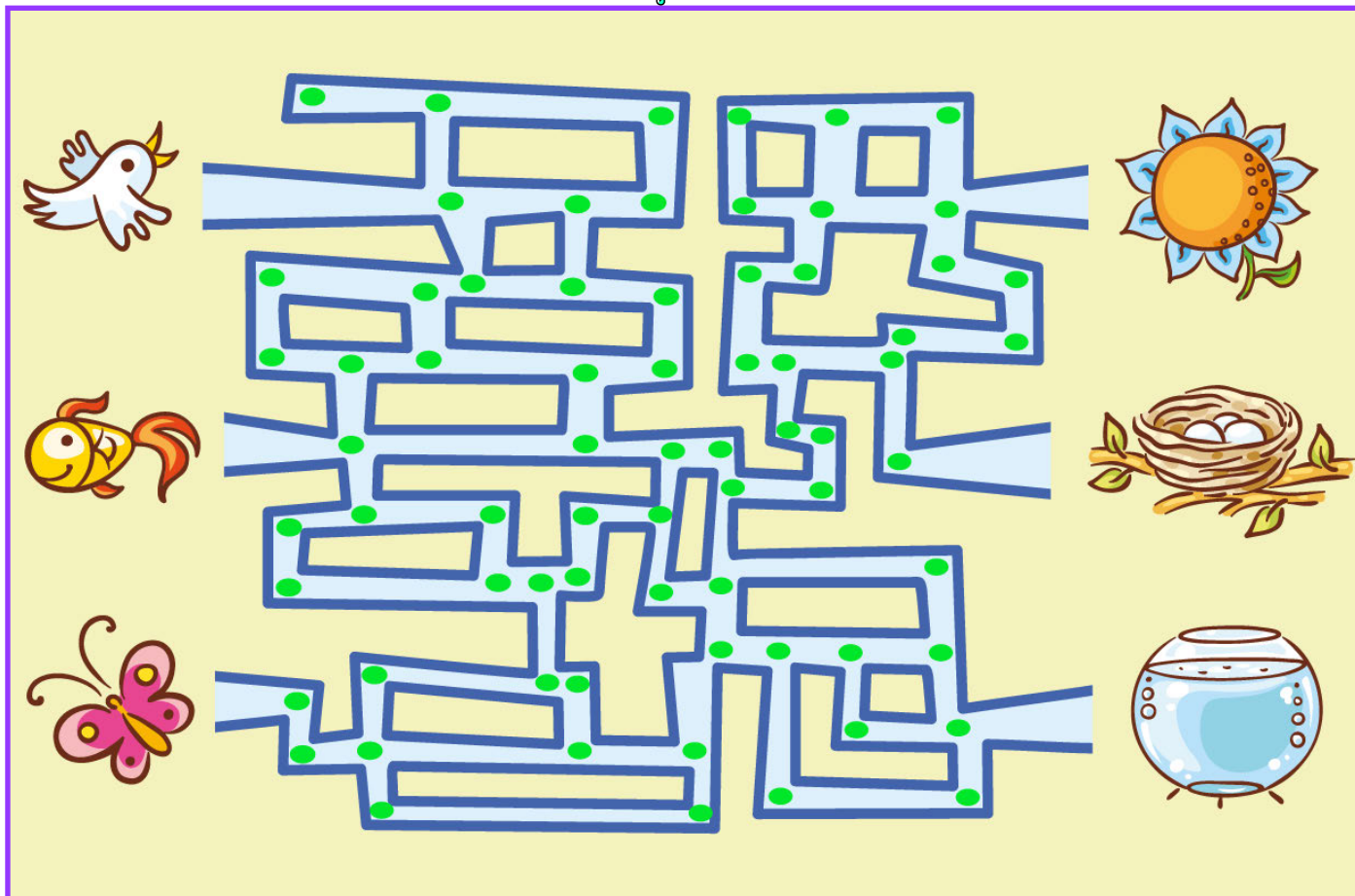
Date: _____

Travel through the maze following the instructions to get the butterfly to the flower.



Now guide a friend through the maze to get the fish to the bowl and the bird to the nest.

- Start at the **butterfly**. Go forwards.
- Turn a quarter turn clockwise.
- Go forwards once.
- Turn a quarter turn anticlockwise.
- Go forwards three times.
- Turn a quarter turn anticlockwise.
- Go forwards three times.
- Turn a quarter turn clockwise.
- Go forwards once.
- Turn a quarter turn anticlockwise.
- Go forwards once.
- Turn a quarter turn anticlockwise.
- Go forwards once.
- Turn a quarter turn clockwise.
- Go forwards once.
- Turn a quarter turn anticlockwise.
- Go forwards once.
- Turn a quarter turn clockwise.
- Go forwards once.
- Turn a quarter turn anticlockwise.
- Go forwards once.
- Turn a quarter turn clockwise. Go forwards until you reach the flower.





Clockwise or anticlockwise?
Use this card to help you
check which direction to turn.



The arrow shows a **clockwise** direction.
Turn clockwise means turn the same way
the hands of a clock move.



Clockwise or anticlockwise?
Use this card to help you
check which direction to turn.



The arrow shows a **clockwise** direction.
Turn clockwise means turn the same way
the hands of a clock move.



Clockwise or anticlockwise?
Use this card to help you
check which direction to turn.



The arrow shows a **clockwise** direction.
Turn clockwise means turn the same way
the hands of a clock move.



Clockwise or anticlockwise?
Use this card to help you
check which direction to turn.



The arrow shows a **clockwise** direction.
Turn clockwise means turn the same way
the hands of a clock move.

Follow the instructions to make a shape or symbol. Use chalk to draw the route you take.



What shape or symbol have you made?

Take two steps forward.

Turn a quarter turn clockwise.
Take two steps forward.

Turn a quarter turn clockwise.
Take two steps forward.

Turn a quarter turn clockwise.
Take two steps forward.

ANSWER: Square

Follow the instructions to make a shape or symbol. Use chalk to draw the route you take.



What shape or symbol have you made?

Take three steps forward.

Turn a quarter turn clockwise.
Take one step forward.

Turn a quarter turn clockwise.
Take three steps forward.

Turn a quarter turn clockwise.
Take one step forward.

ANSWER: Rectangle

Follow the instructions to make a shape or symbol. Use chalk to draw the route you take.



What shape or symbol have you made?

Take two steps forward.

Turn a quarter turn anticlockwise. Take two steps forward.

Turn a quarter turn clockwise. Take two steps forward.

Turn a quarter turn clockwise. Take two steps forward.

Turn a quarter turn anticlockwise. Take two steps forward.

Turn a quarter turn clockwise. Take two steps forward.

Turn a quarter turn clockwise. Take two steps forward.

Turn a quarter turn anticlockwise. Take two steps forward.

Turn a quarter turn clockwise. Take two steps forward.

Turn a quarter turn clockwise. Take two steps forward.

Turn a quarter turn anticlockwise. Take two steps forward.

Turn a quarter turn clockwise. Take two steps forward.

ANSWER: Addition symbol

Follow the instructions to make a shape or symbol. Use chalk to draw the route you take.



What shape or symbol have you made?

Take three steps forward.

Turn a quarter turn clockwise.

Take three steps forward.

Walk diagonally to join where you are now with where you started.

ANSWER: Triangle

Follow the instructions to make a shape or symbol. Use chalk to draw the route you take.



What shape or symbol have you made?

Take one step forward.

- Turn a quarter turn clockwise. Take one step forward.
- Turn a quarter turn anticlockwise. Take one step forward.
- Turn a quarter turn clockwise. Take one step forward.
- Turn a quarter turn anticlockwise. Take one step forward.
- Turn a quarter turn clockwise. Take one step forward.
- Turn a quarter turn anticlockwise. Take one step forward.
- Turn a quarter turn clockwise. Take one step forward.
- Turn a quarter turn clockwise. Take four steps forward.
- Turn a quarter turn clockwise. Take four steps forward.

ANSWER: Stairs

Follow the instructions to make a shape or symbol. Use chalk to draw the route you take.



What shape or symbol have you made?

Take three steps forward.

- Turn a quarter turn clockwise. Take three steps forward.
- Turn a quarter turn clockwise. Take three steps forward.
- Turn a quarter turn clockwise. Take one step forward.
- Turn a quarter turn clockwise. Take two steps forward.
- Turn a quarter turn anticlockwise. Take one step forward.
- Turn a quarter turn anticlockwise. Take two steps forward.
- Turn a quarter turn clockwise. Take one step forward.

ANSWER: Bridge

Name: _____

Date: _____



Today I have been using the language of position and direction to solve problems.

Stick your photo here

Which resources did you use?

Draw the face on the bee to self-assess your work.

