

Let's halve and quarter!

Big Quiz

Name: _____

Date: _____



Use counters or Maths cubes to help you.
Write or draw your answers in the spaces below.

1

2

3

4

5

6

7


8

Let's halve and quarter!

Finding Quarters sheet

Name: _____

Date: _____



Read the instructions on the Finding Quarters Cards. Use counters to make the amount written, then divide them into quarters, each in one of these boxes:

--	--

--	--

--	--

--	--

Let's halve and quarter!

Finding Quarters Cards

Count out 32 counters.

Now, find **one quarter** of 32.

Count out 36 counters.

Now, find **one half** of 36.

Count out 16 counters.

Now, find **one half** of 16.

Count out 20 counters.

Now, find **three quarters** of 20.

Count out 24 counters.

Now, find **three quarters** of 24.

Count out 12 counters.

Now, find **one quarter** of 12.

Count out 28 counters.

Now, find **three quarters** of 28.

Count out 40 counters.

Now, find **one quarter** of 40.

Count out 44 counters.

Now, find **three quarters** of 44.

Count out 48 counters.


Now, find **one half** of 48.

Name: _____

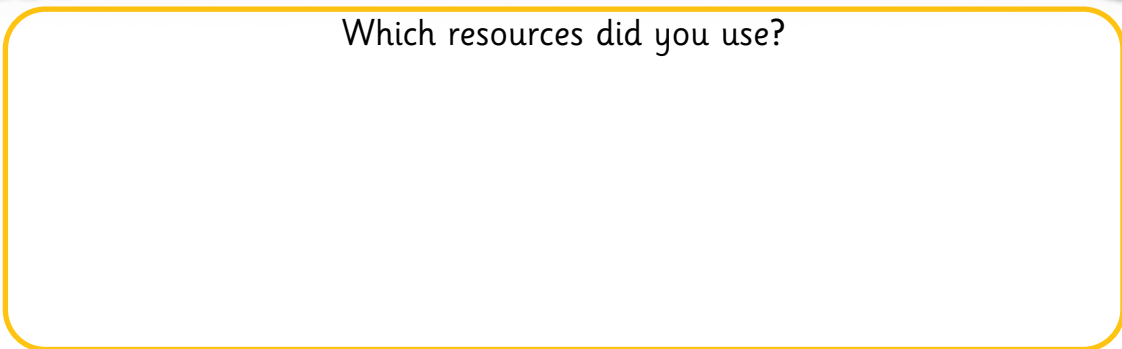
Date: _____



Today I have been finding a quarter, half and three quarters.



Which resources did you use?



Draw the face on the bee to self-assess your work.

