

Name: _____ **Date:** _____

Draw a picture of your plant. Then finish the sentences and answer the questions to explain how it has changed since you planted it.



My seed has _____ into a _____. My plant has a long green _____. It has green _____.

stem

plant

grown

leaves

How many leaves does your plant have?

Does your plant have roots?

Name: _____ Date: _____

Draw a before and after picture of your plant. Then explain how it has changed.



My seed when I planted it.

My plant now.

grown **plant** **stem** **leaves**

How many leaves does your plant have?

Where are your plant roots?

Name: _____ Date: _____

Draw a before and after picture of your plant. Then explain how it has changed.



My seed when I planted it.

My plant now.

How has your plant changed?

What will be different about your plant in six more weeks?









How many leaves does your plant have?

How tall is your plant?

Name: _____ **Date:** _____

See if you can find the same plants you drew on your previous walk. Draw them in the boxes and write how they have changed below your picture.

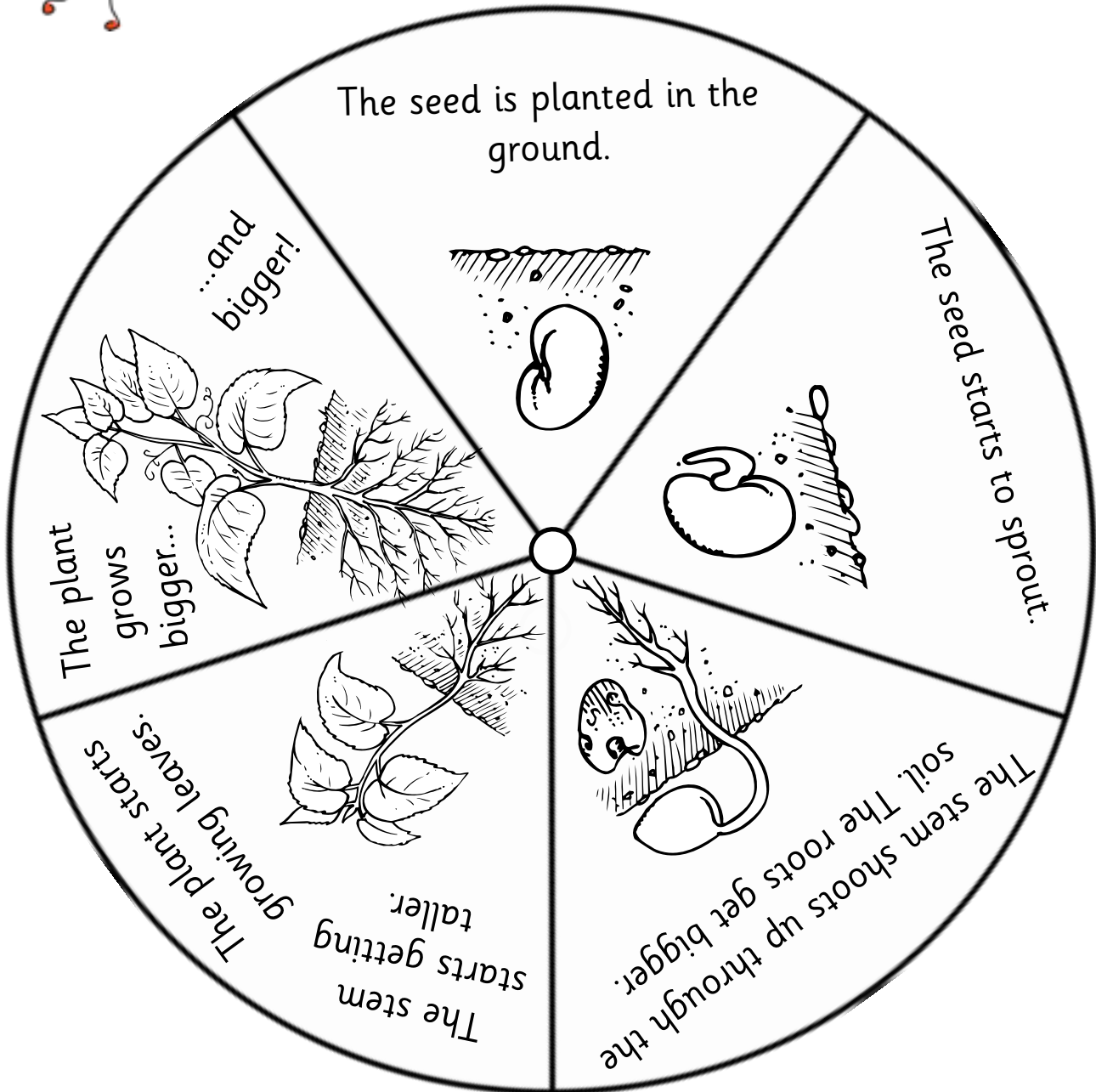


<p>Picture:</p> 	<p>Picture:</p> 
	
<p>Picture:</p> 	<p>Picture:</p> 
	

Name: _____ Date: _____



Colour in this Seed Story Wheel to show how a seed grows into a plant.

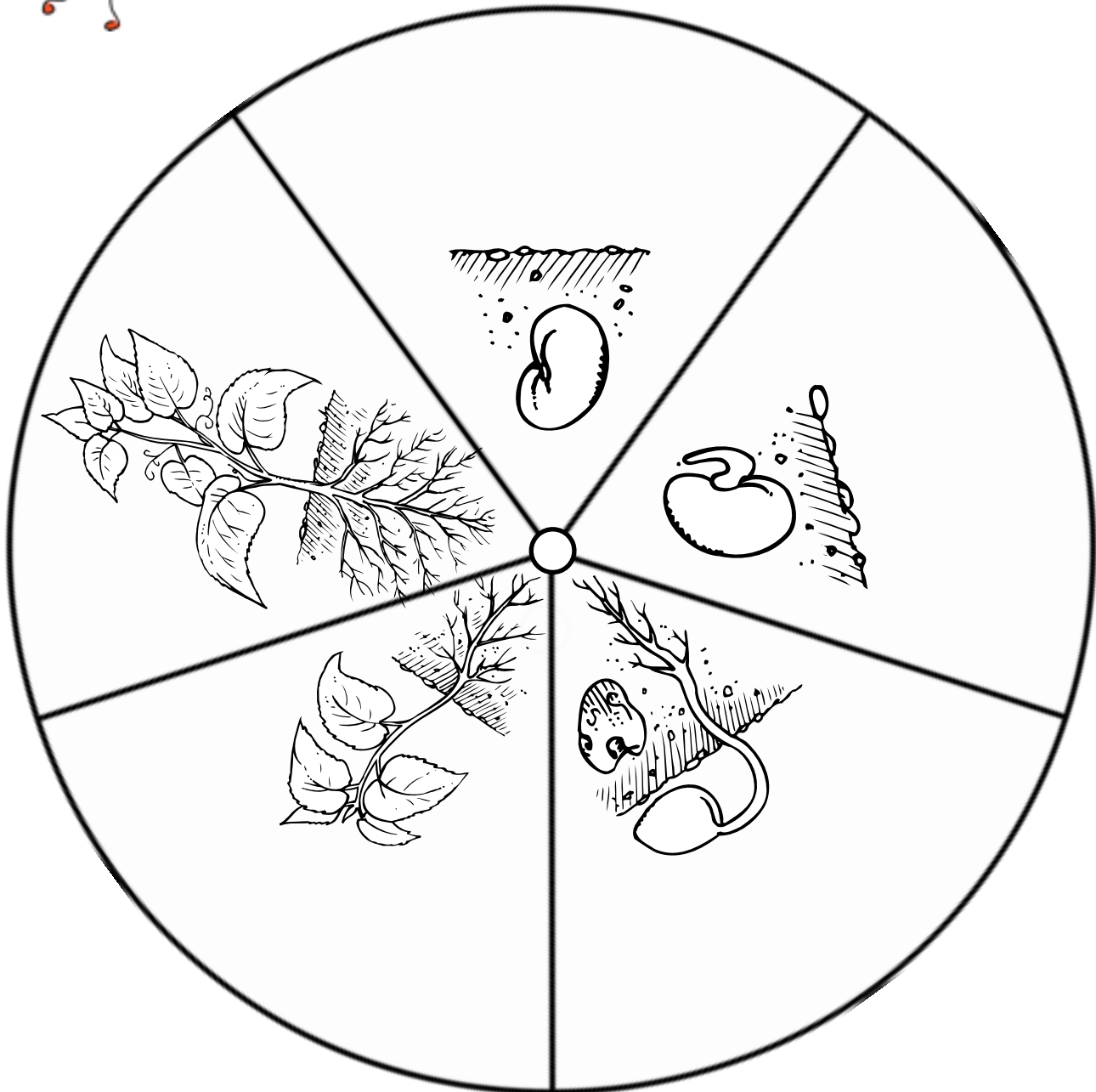


Now put the cover on and tell the story of how a seed becomes a plant one step at a time!

Name: _____ Date: _____



Colour in this Seed Story Wheel to show how a seed grows into a plant then write a description for each section.

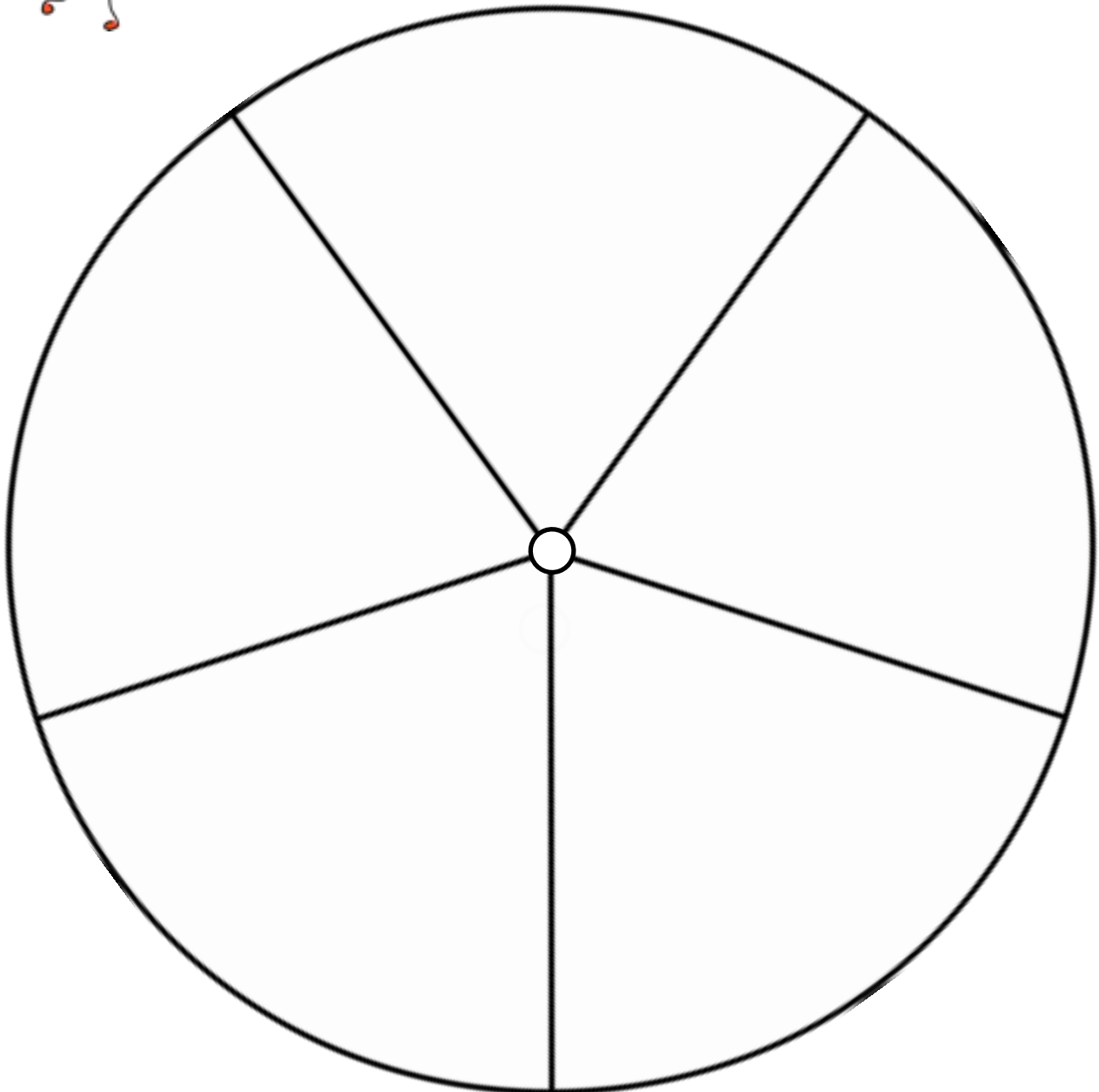


Now put the cover on and tell the story of how a seed becomes a plant one step at a time!

Name: _____ Date: _____



Can you draw pictures and use words to explain how a seed becomes a plant? Choose one step for each section.



Now put the cover on and tell the story of how a seed becomes a plant one step at a time!

Name: _____ Date: _____

